

Summary of Results from 2018 tests.

EYFS

EYFSP Indicator	2016	2017	2018	3 Yr Avg	LA (2018)	Nat (2017)
Number of Pupils	15	14	15	15	3894	-
- % Scoring 2+ in Prime ELGs	100%	92.9%	86.7%	93.2%	77.6%	76.3%
% Scoring 2+ in Specific ELGs	86.7%	71.4%	80.0%	79.3%	68.3%	65.7%
% Scoring 3+ in AOL 1-5 (GLD)	86.7%	71.4%	80.0%	79.3%	69.1%	-
2+ in AOL 1-5 (GLD)	86.7%	71.4%	80.0%	79.3%	69.6%	70.7%
% Scoring 2+ in Every ELG	86.7%	71.4%	80.0%	79.3%	68.7%	64.1%
% of Pupils in Bottom 20%	-	-	-	-	21.3%	-
Average Point Score	36.1	33.8	36.6	35.7	34.3	34.5

Phonics

Year 1 Indicator	2016	2017	2018	3 Yr Avg	LA (2018)	Nat (2017)
Number of Pupils	16	15	13	46		
% Working Towards	12.5%	6.7%	15.4%	8.6	16.7%	
% Working At	87.5%	93.3%	84.6%	91.4	81.4%	81.2%
Average Phonics Score	36.0	38.0	34.1	36.2	33.7	-
Year 2 Indicator						
Number of Pupils	2	0	1	1.5		
% Working Towards	7.1	0	0.0%	2.3		
% Working At	92.9	-	100%	97.6	91.6%	90.2
Average Phonics Score	35.4	-	38	36.3		

KS1 (Year 2)

Indicator	Reading	Writing	Maths	Science	R,W &M
Working at Greater Depth within the expected standard	40.0%	6.7%	6.7%	-	6.7%
Expected Standard or above (Science can only be assessed as expected)	80.0%	73.3%	73.3%	86.7%	73.3%

KS2 (Year 6)

As for KS1 children this year were assessed as Achieved the Standard (AS) or Not achieved the Standard (NS) It is important to note that Reading, Grammar, Punctuation and Spelling were assessed through externally marked tests whilst Writing was assessed by our teachers. Pupils' must demonstrate the expected standard across a range of subjects and with a degree of consistency. Our assessment of pupil's writing was not moderated this year.


Attainment	Reading		Grammar, Punctuation & Spelling		Maths		Writing		R,W&M	
	Ropsley	NA	Ropsley	NA	Ropsley	NA	Ropsley	NA	Ropsley	NA
Achieved the Standard +	90%	75.2%	90%	77.5%	80%	75.5%	90%	78.2%	80%	64.2%
Working at Greater Depth.	10%	28%	40%	34.3%	30%	23.5%	20.0%	19.8%	0%	9.8%

Progress in reading, writing and maths ?

Reading ?

Number of pupils = 9

Pupils with adjusted scores = 0

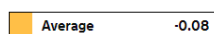


Confidence interval ?
-4.5 to 3.3

Writing ?

Number of pupils = 9

Pupils with adjusted scores = 0

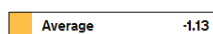


Confidence interval ?
-3.8 to 3.6

Maths ?

Number of pupils = 9

Pupils with adjusted scores = 0



Confidence interval ?
-4.6 to 2.4