

Collage	Cutting, arranging and sticking materials like paper, fabric etc to a background
Identity	Your qualities or beliefs that make you unique
Mixed media	Art made from a combination of different materials
Monoprint	A print that can only be made exactly the same way once
Multi-media	Artwork that includes audio or video elements
Photomontage	Collage made from photographs
Self-portrait	A portrait of the artist, by the artist

Artists

Chila Kumari
Singh Burman

Vincent van Gogh

Frida Kahlo

Sonia Boyce

Njideka
Akunyili Crosby



Self-portraits can communicate things about the artist depending on:

- The composition
- The materials used
- What is included in the background
- The artist's clothes
- Their facial expression



Mixed media artwork uses a combination of different materials

Add contrast with a background



Collage



Wash of paint

Match the materials you choose to the effect you want to create



Dreamy

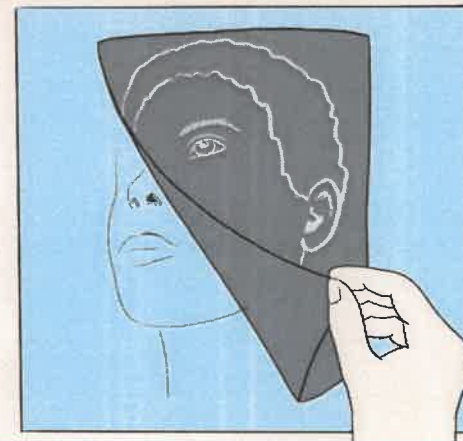
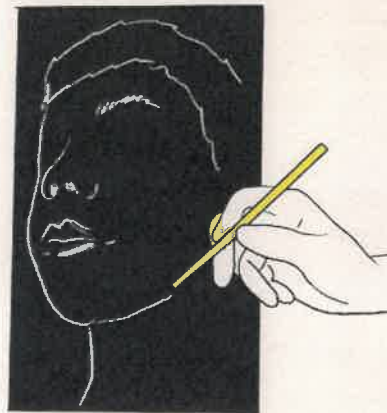


Relaxed
and happy



Bold

Creating a monoprint



collagraphy	A printmaking process that uses textures to create interesting surfaces within a print.
decision	After taking different things into account you come to a conclusion.
futuristic	An object or image that looks like it is from the future.
imagery	A collection of visual images.
propaganda	Information, that may be misleading, to promote an often political cause.
purpose	The reason for something being created.
retrofuturism	A vision of what the future might look like created in the pre-1960s.
technique	Applying a particular method of making something.

Retrofuturism



Art produced between 1950-1960 that depicted what people imagined the future would look like.

Credit: Look and Learn / Bridgeman Images

Impact of the Space Race on art and design



What was the space race?




During the 1950s and 1960s, the United States of America and the Soviet Union were competing for supremacy in many areas, including competing to explore space.

Making a collagraph printing plate

Step 1


Glue the different textures to your flat cardboard plate.

Top tip!
It must be allowed to dry completely before you use it.



Step 2

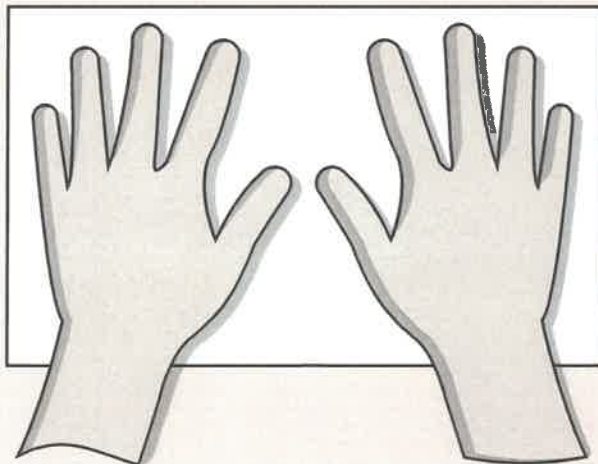
Completely cover your plate with printing ink. Use a thick brush to get into all the gaps. Make sure the ink is evenly applied.



Step 3


Place your inked plate onto your paper and press firmly all over. You can use a dry roller to do this.

Top tip!
Work from top to bottom to smooth over the entire plate.



Step 4

Peel the paper away from the printing plate to reveal your print!



Installation art
Three dimensional art that aims to transform a particular place.



'Support - Save Venice from drowning' by Lorenzo Quinn. © Frans Sellies Photography. All rights reserved 2022 / Bridgeman Images.



- Often large in scale.
- Location is important.
- Often made using everyday objects in new ways.
- Can be interactive.

Cai Guo-Qiang

- Guo-Qiang was born in 1957 in the Fujian Province, China.
- He grew up during China's Cultural Revolution, when explosions were part of everyday life.
- Guo-Qiang took part in demonstrations against political changes.
- He creates sculpture, drawings, installations and performance work.
- His art explores culture, politics and science and sometimes features explosions.

Interactive art



'The Weather Project' by Olafur Eliasson aimed to recreate a sunset using lighting, mirrors and artificial mist.

see hear touch smell

atmosphere	The mood of an artwork, for example, mysterious or joyful.
concept	The idea behind an artwork.
location	The place where an artwork is displayed.
performance art	Artwork that is an event rather than an object.
scale	The size of an artwork.
viewer	The people who look at, or visit, your installation.