



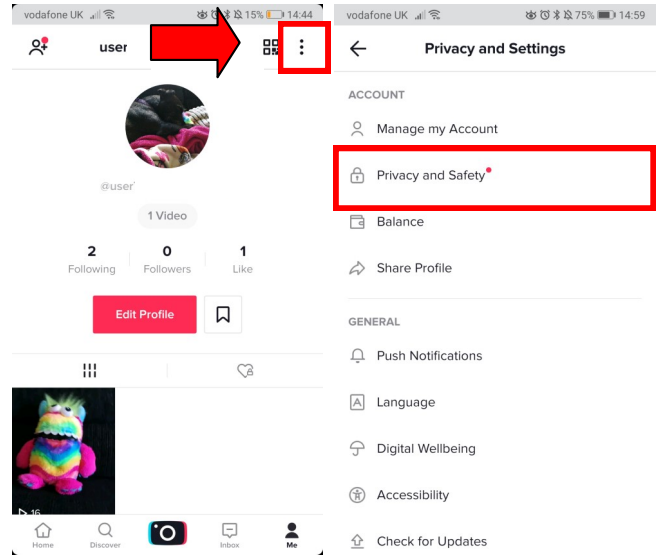
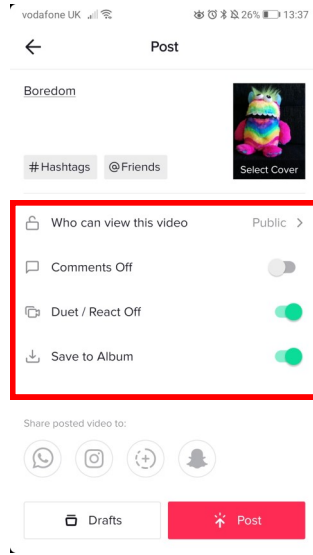
Tik Tok

How to control your privacy

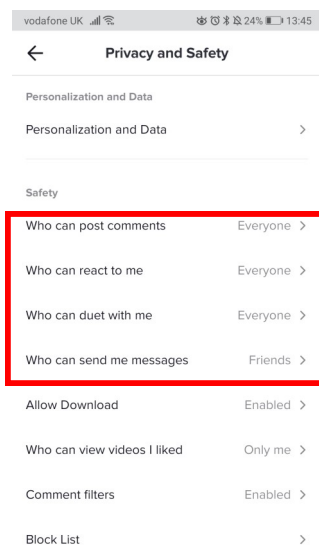
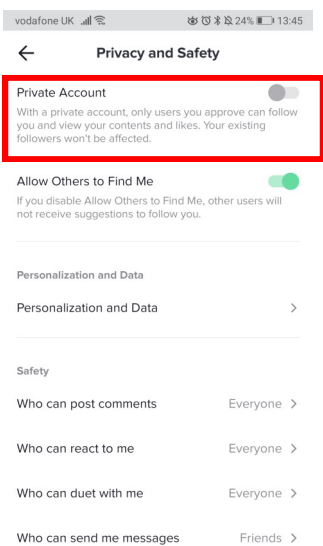
TikTok is a social media app which allows you to post short videos where you lip synch or dance to popular music

When you set up your profile you have options to stop anyone who isn't your friend/follower seeing the videos you post as well as letting you disable comments and duets.

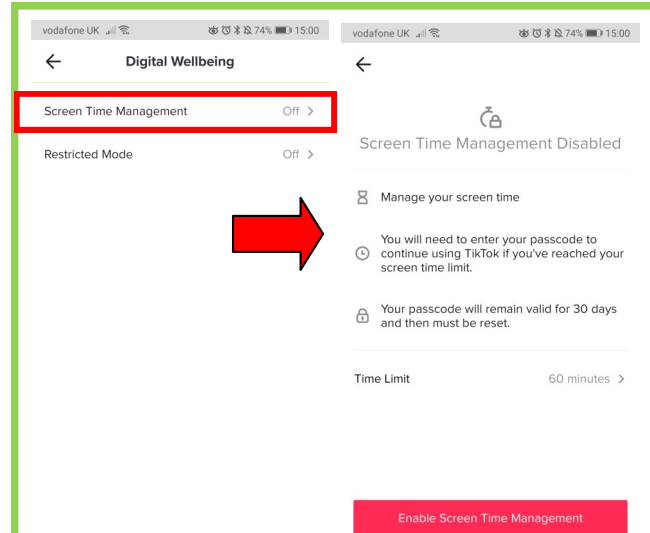
You can set the privacy of each video individually before it's posted or change it after it's posted but we think just sharing with friends is best



To make sure your videos are posted with just your friends automatically, go to your profile page, click the 3 dots in the top corner and tap "Privacy and Settings" option



There are loads of other great options to help you enjoy the app safely such as only allowing friends to comment or duet, have a filter on your comments and stopping strangers from messaging you.



There is also a great option called Digital Wellbeing which you can use to set limits on how much you use the app - it's always good to take a break, especially if you're not enjoying it



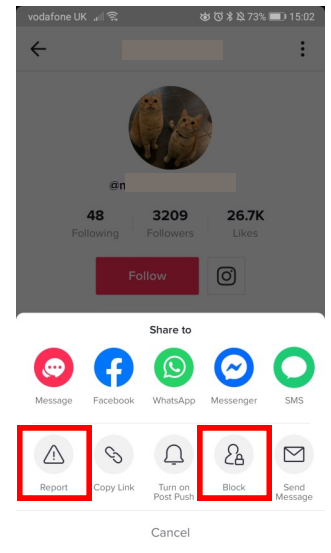
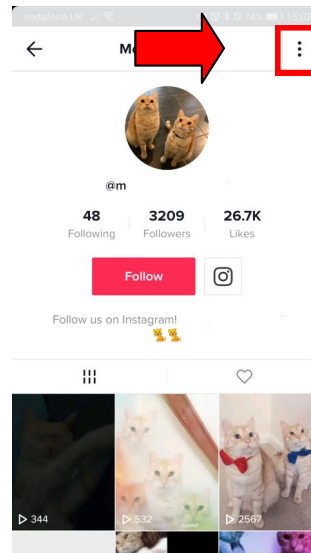
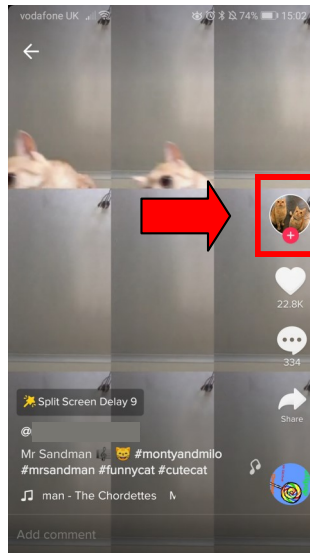
Tik Tok

How to block other users

If someone is being abusive, or if you just don't want them to see your profile or message you anymore, you can block them through the app.

To block another user just click on their profile and tap the 3 dots in the top corner then select block or report. Once clicked it will ask you for a reason why you are reporting them.

To report a comment simply tap on the comment and select from the option



Help and Advice



TALK TO US

If things are getting to you

Talk to us any time you like, in your own way – about whatever's getting to you.

116 123 FREE

This number is FREE to call

✉ jo@samaritans.org

🌐 samaritans.org

SAMARITANS

A registered charity

